



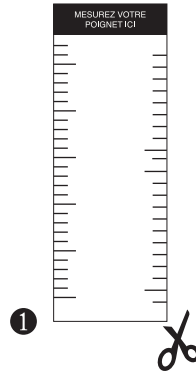
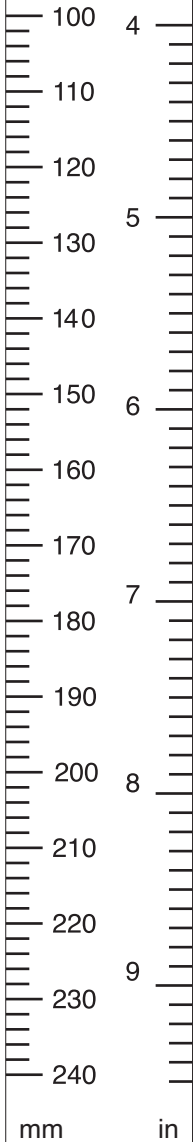
MEASURE
YOUR WRIST
HERE

GEMMYO

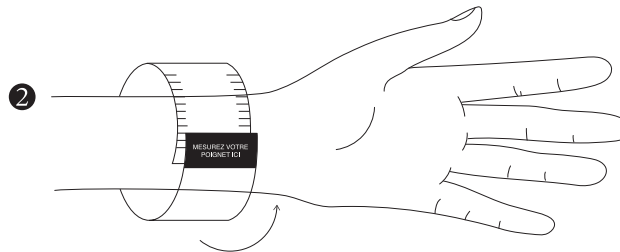
GEMMYO

MEASURE YOUR WRIST

PLEASE BE SURE TO PRINT THIS DOCUMENT AT 100% SCALE

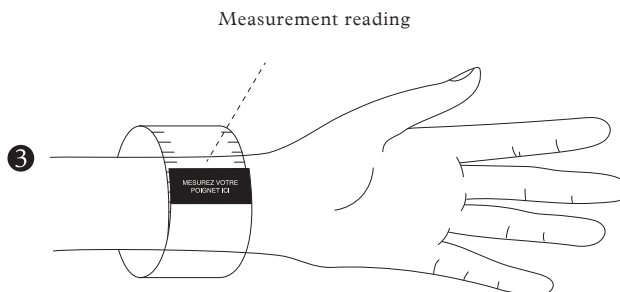


1. Using scissors, cut out the ribbon on the left



2. Wrap the ribbon around your wrist, level with your bone or just below it, keeping the black section on the outside

3. Adjust the ribbon as if it were your watch, not too tight



4. Read the corresponding measurement on the end of the black section

However, don't worry if your steel bracelet's size isn't correct, we offer to resize it free of charge in our boutiques. Our advisors will be at your disposal by email at hello@gemmyo.com or by phone at +33 1 42 46 90 89.

